VERTICAL INNOVATION

The Acoustic Leader in Vertically Folding Retractable Walls

SKYFOLD®
dormakaba Group

Discover the Skyfold family of products:
Custom built and automatic vertically folding operable walls that unite acoustics, flexibility, design and performance.

All Skyfold systems are:

- Acoustic walls that exceed industry standards
- Space dividers that are self-retracting and sized for each project
- Decorative elements with distinctive, customizable design options

Table of Contents

4-5	About Us
6-15	Zenith Series
16-25	Zenith Premium Series
26-35	Classic Series
36-45	Mirage
46-49	Prisma
50-51	Options
52-71	Finishes
72-81	Applications
82-83	Comparison summary
84-97	Dimension charts

< Reilly Pozner – Denver, Colorado USA
Skyfold Classic™ 51
Architect / Interior Designers: Gensler

Cover page photo:
Newfield Conference Center – The Woodlands, Texas USA
Skyfold Classic™ 51
Architect / Interior Designers: Abel Design Group, Ltd.

ABOUT US

Revolutionizing How You Design Spaces

At Skyfold Inc. we "think vertical": we are the acoustic leader in vertically folding retractable walls. Our walls are more than just space dividers: they are innovative, custom, electric and premium multipurpose space solutions that allow architects, interior designers, contractors and end-users to redefine how a space is used. The easy-to-use, self-retracting system and vertical motion of the wall give users the flexibility to quickly divide or expand spaces. When deployed, Skyfold becomes a two-sided, rigid wall and acoustic barrier with acoustic ratings of up to STC 60 (RW 59) for sound isolation and NRC/SAC of up to 0.65 for noise reduction. When not in use, the Skyfold wall disappears into the ceiling to maximize the floor space.

Our solutions are not just acoustical walls used to reconfigure spaces; they are created to be multipurpose design pieces that live within a space. With a wide selection of finish options that can be mix-and-matched, your Skyfold wall can be customized to complement, and even enhance, your space's design. Our standard white markerboard surface finish further transforms a partition wall into a projection screen and a writing surface that colleagues or students can use to brainstorm and that teachers can use for lecture notes.

We are innovators and leaders in the movable wall industry. All Skyfold walls are expertly made in the manufacturing facility at the Skyfold Headquarters in Montreal, Canada. With thousands of walls installed worldwide, Skyfold is the premium choice for architects, interior designers, and end users.

Jackson Healthcare - Atlanta, Georgia USA
Skyfold Classic 55™
Architect / Interior Designers: Rule Joy Trammell & Rubio
Photo credit: Katie Bricker Photography

BCF Avocat - Montreal, Quebec Canada
Skyfold Zenith® 60
Architect / Interior Designers: Huma Design

Adrien Williams Photos Inc.

Zenith® Series

Innovative vertical wall technology

Zenith combines vertically folding elements at the top portion of the wall with a sleek straight down descent thereafter, which makes it the ideal flexible space solution for areas that may have wall obstructions which could limit the use of a vertically folding partition wall. With the Zenith's narrow path of travel, you don't have to overhaul the placement of the furniture in the space to operate the partition wall.

Zenith® Series

ADVANTAGES

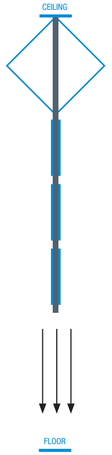

- Retracts into the ceiling to maximize floor space
- Industry-leading STC ratings
- No floor, wall tracks or visible hinges
- Fully automatic
- Easy-to-use turn-key or digital keypad operation
- Quiet operation
- Lightweight panels
- Flat and rigid
- Cost-effective and lightweight structure
- Can be installed to meet at 90˚
- Can be used in stepped and sloped spaces
- Equipped with a safety obstruction sensor
- Variety of finish options

ACOUSTIC PERFORMANCE OF INSTALLED SYSTEMS

- Zenith 48: Excellent sound isolation (STC 48 / RW 47)
- Zenith 51: Exceptional sound isolation (STC 51 / RW 51)
- Zenith 55: Superior sound isolation (STC 55 / RW 54)
- Zenith 60: Maximum sound isolation (STC 60 / RW 59)
- Zenith NRC: Excellent sound absorption with noise reduction coefficient (NRC/SAC) of up to 0.65 (STC 50 / RW 49)

CUSTOM DIMENSIONS

- Width: Unlimited
- Height: Maximum height 12 feet (3.6m)

FINISHES (with the exception of the Zenith 48 model)

- Wood Veneer, Metal, Vinyl, Fabric, Plastic Laminate (Melamine), Paint, Mural, Marker Board Surface or create a custom design. (Zenith NRC is available in acoustically transparent fabric only)

Zenith 48 model only:

- Maximum wall length up to 48 feet (14.6m)
- Only one finish per wall: One of Skyfold's standard fabric, standard vinyl, standard paint or standard white Markerboard surface finish

CNA HQ – Chicago, Illinois USA
Skyfold Zenith® 55
Architect / Interior Designers: IA Interior Architects

Zenith® Series

University of Nebraska - Lincoln, Nebraska USA
Skyfold Zenith® 55
Architect / Interior Designers: Owner

Zenith® Series

Photos: ©RMA Photography Inc.

Arnold and Porter - Los Angeles, California USA
Skyfold Zenith® 51
Architect / Interior Designers: HYL Architecture

Zenith® Series

Photos: David Churchill

DBRS LONDON - London , England UK
Skyfold Zenith® 55
Architect / Interior Designers: Originate Architects

Air Lease - Los Angeles, California USA
Skyfold Zenith® Premium 60
Architect / Interior Designers: HOK

Zenith® Premium Series

Seamless integration into any space

The Zenith® Premium Series—the newest addition to the Skyfold line of products—encapsulates every benefit of Skyfold walls while solidifying Skyfold's place as the leader in automated vertical wall innovation: superior acoustic performance, ease-of-use, design, and seamless integration into any space.

Zenith® Premium Series

ADVANTAGES

- Retracts into the ceiling to maximize floor space
- Industry-leading STC ratings
- Seamless ceiling integration with horizontal panels
- Narrow path of travel
- No floor, wall tracks or visible hinges
- Fully automatic
- Easy-to-use operation with LCD display touch screens
- Quiet operation
- Lightweight panels
- Flat and rigid
- Cost-effective and lightweight structure
- Faster deployment compared to other models
- Equipped with a safety obstruction sensor
- Variety of finish options

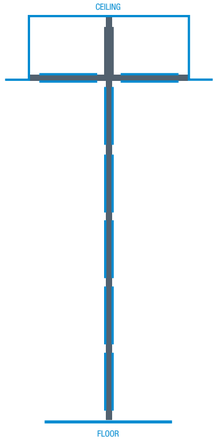

ACOUSTIC PERFORMANCE OF INSTALLED SYSTEMS

- Zenith Premium 51 Exceptional sound isolation (STC 51 / RW 51)
- Zenith Premium 55 Superior sound isolation (STC 55 / RW 54)
- Zenith Premium 60 Maximum sound isolation (STC 60 / RW 59)
- Zenith Premium NRC Excellent sound absorption with noise reduction coefficient (NRC/SAC) of up to 0.65 (STC 50 / RW 49)

CUSTOM DIMENSIONS

- Width: Unlimited
- Height: Maximum height 14 feet (4.2m)

STANDARD FEATURES

- Pocket closure panels
- Two LCD display touch screens with a multilingual interface
- Faster deployment time (versus regular Zenith model)

FINISHES

- Wood Veneer, Metal, Vinyl, Fabric, Plastic Laminate (Melamine), Paint, Mural, Marker Board Surface or create a custom design. (Zenith Premium NRC is available in acoustically transparent fabric only)



GATX – Chicago, Illinois USA
Skyfold Zenith® Premium 60
Architect / Interior Designers: Partners by Design

Zenith® Premium Series

Copper Blues Live at Desert Ridge - Phoenix, Arizona USA
Skyfold Zenith® Premium 60
Architect / Interior Designers: Bar Napkin Productions

Zenith® Premium Series

Fish & Richardson - San Diego, California USA
Skyfold Zenith® Premium 51
Architect / Interior Designers: ID Studios

Zenith® Premium Series

Skyfold showroom - Montreal, Quebec, Canada
Skyfold Zenith® Premium 60

Walter E. Washington Convention Center - Washington D.C. USA
Skyfold Classic 51™
Architect / Interior Designers: Group Goetz Architects

Classic™ Series

Developed to meet the acoustic challenges of geometrically variable spaces

Exceeding industry standards, the acoustic capabilities for Classic 51, 55 and 60 ensure privacy and confidentiality are controlled from one space to another. The Classic NRC model reduces ambient noise.

This vertical type of folding system allows the Classic to reach higher ceiling heights than the Zenith and Zenith Premium models, making it the ideal solution for rooms with high ceilings. Inversely, the Classic's micro drive motor option is an ideal solution for walls under 9 feet tall with tight plenum spaces.

Classic™ Series

ADVANTAGES

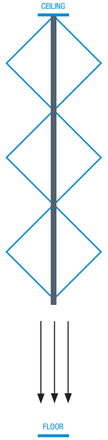

- Retracts into the ceiling to maximize floor space
- Industry-leading STC ratings
- No floor, wall tracks or visible hinges
- Fully automatic
- Easy-to-use turn-key or digital keypad operation
- Quiet operation
- Lightweight panels
- Flat and rigid
- Cost-effective and lightweight structure
- Variety of finish options
- Can be installed to meet at 90˚
- Can be used in stepped or sloped spaces
- Equipped with a safety obstruction sensor

ACOUSTIC PERFORMANCE OF INSTALLED SYSTEMS

- Classic 51 Excellent sound isolation (STC 51 / RW 51)
- Classic 55 Superior sound isolation (STC 55 / RW 54)
- Classic 60 Maximum sound isolation (STC 60 / RW 59)
- Classic NRC Excellent sound absorption with a noise reduction coefficient (NRC/SAC) of up to 0.65 (STC 50 / RW 49)

CUSTOM DIMENSIONS

- Width: Unlimited
- Height: Maximum height 36 feet (11m)

FINISHES

- Wood Veneer, Metal, Vinyl, Fabric, Plastic Laminate (Melamine), Paint, Mural, Marker Board Surface or create a custom design. (Classic NRC is available in acoustically transparent fabric only)

Lansing High School – Lansing, Kansas USA
Skyfold Classic™ 51
Architect / Interior Designers: Hollis & Miller

Classic™ Series

Rosewood Hotel – Kowloon, Hong Kong
Skyfold Classic™ 55
Architect / Interior Designers: Ronald Lu & Partners along with Tony Chi Associates

Classic™ Series

Independence Park Main Library – Baton Rouge, Louisiana USA
Skyfold Classic™ NRC
Architect / Interior Designers: Cockfield, Jackson, Tipton & Associates

Classic™ Series

Photography: Ben Rahn/A-Frame

Gowlings – Toronto, Ontario Canada
Skyfold Classic™ 51
Architect / Interior Designers: iN Studio

Arhus Roeselare - Belgium
Skyfold Skyfold Mirage®
Architect / Interior Designers: B2A

Photography: Hans Morren NL

Mirage®

The space division solution that does not compromise on an open concept design plan

Mirage® incorporates Skyfold technology with the added luxury of transparency. Clean lines, a lightweight structure, a wide range of glass and plexiglass, solid panels, and ease of maintenance make Mirage the perfect solution for bright, sophisticated and welcoming spaces. In dark and isolated rooms without windows, Skyfold Mirage allows for hallways and windows to lend their light to otherwise isolated spaces.

Mirage®

ADVANTAGES

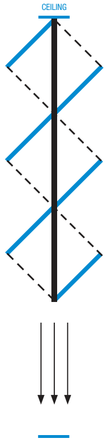

- Retracts into the ceiling to conserve floor space
- Acoustic properties
- No floor tracks
- Fully automatic
- Easy-to-use turn-key or keypad operation
- Quiet operation
- Rigid and lightweight
- Variety of glass, plexiglass and solid panel options to meet your design needs
- Equipped with an infrared safety system

ACOUSTIC PERFORMANCE OF INSTALLED SYSTEMS

- Mirage: Single laminated glass (STC 33 / RW 33)

CUSTOM DIMENSIONS

- Width: Unlimited
- Height: Maximum height 24 feet (7.3m)

FINISHES

- Glass available in a variety of finishes, including Plexiglass, Lexan©, Bullet-Proof Glass, Frosted Glass.
- Frame colors: Endless options to enhance your design

Costeo Photgrapy Inc.

South Lake Tahoe High School - California USA
Skyfold Mirage®
Architect / Interior Designers: LPA

Mirage®

Freewheel – Chicago, Illinois USA
Skyfold Mirage ®
Architect / Interior Designers: Garnett Architects

Mirage®

Grays Harbor College STEM - Aberdeen, Washington USA
Skyfold Mirage ®
Architect / Interior Designers: SRG Partnership

Mirage®

UBS Fitness Center – Weehawken, New Jersey USA
Skyfold Mirage ®
Architect / Interior Designers: Belea Group International



Prisma™

Acoustically advanced glass panels that control the noise but let the light in. See your spaces in a new light.

Every now and again a step change in innovation is made. Skyfold Prisma is one of those times. A revolution in the acoustic separation of vertically retractable wall systems.

Our innovative acoustic glass system has elegant, clean lines with no floor or wall tracks to spoil the aesthetic. With the flexibility to add in a colourful mix of opaque and solid panels of fabrics and laminates, Skyfold Prisma becomes a key design element for any space.

Skyfold Prisma – clearly acoustically advanced.

Prisma™

ADVANTAGES

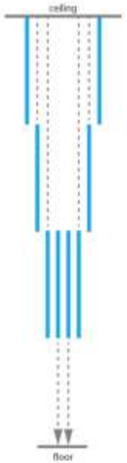

- Retracts into the ceiling to maximize floor space
- No floor, wall tracks or visible hinges
- Fully automatic
- Easy-to-use digital keypad operation
- Quiet operation
- Equipped with a safety obstruction sensor

ACOUSTIC PERFORMANCE OF INSTALLED SYSTEMS

- Superior sound isolation (STC 52 / Rw 52)

CUSTOM DIMENSIONS

- Width: Unlimited
- Height: Maximum height 12 feet (3.6m)

FINISHES

- Glass, etched glass, frosted or colored glass and a variety of standard finish options

Available Options

	Zenith	Zenith Premium	Classic	Mirage	Prisma
Key/Button Control	●	●	●	●	
Digital Touch Screen	●	Included	●	●	Included
LED Lighting	●	●	●		
Seal colors	●	●	●		
Frame colors				●	●





LED Lighting: Available on all models except for the Mirage glass model. Available in two bezel shapes that surround the frosted glass lens. Available in neutral white (4000K) and warm white (2800K).

Digital Touch Screen: Simple to use. Backlit 10-key keypad. Multilingual capabilities. 4-digit programmable user PIN. Real-time on-screen communication display. 2 digital keypads included. Connection to optional LED lighting with dimming feature available. Available on all Skyfold models!

Key/Button Control: Easy to use Turn-Key operation. With a simple push button operation, a room can be quickly and quietly reconfigured to provide the user with tremendous space flexibility. There is no longer any need for manual intervention to position the wall in order to change a room's configuration.

Acoustic seals: Available in white or black. Available on all models except for the Mirage. White seals not available on Zenith 48.

Frame colors: Standard and custom colors available. Available on Mirage glass model only.

Finishes - freedom to design

Fabric | Vinyl | Wood Veneer | Marker Board
Mixed Finishes | Murals | Specialty Metals
Plastic Laminate | Paint

Panel finishes cannot exceed 1/8" (3mm) in thickness. Moreover, customer supplied vinyl or fabrics cannot exceed 0.040" (1mm) in thickness since these finishes are wrapped around Skyfold's panel edges. Finishes that exceed 0.040" (1mm) in thickness can be applied onto the face of the panel only and must be rigid in nature, such as a plastic laminate or wood veneer.
Maximum weight of material: 0.111 lbs/ft^2 (0.542 kg/m^2). Only acoustically transparent fabric finish for NRC models.

Fabric

A. SAP – Moscow, Russian Federation
Skyfold Classic™ 55
Architect / Interior Designers: UNK Architects

B. Stadsbader – Harelbeke, Belgium
Skyfold Classic™ NRC
Architect / Interior Designers: Bureau d'Hondt

C. Grand Hyatt - Singapore
Skyfold Classic™ 55
Architect / Interior Designers: Super Potato

Mayer Brown International – London, United Kingdom
Skyfold Classic™ 60
Architect / Interior Designers: MCM Architecture

Vinyl

A. UCSF Anatomy Lab, San Francisco, California USA
Skyfold Classic™ 51
Architect / Interior Designers: Harley Ellis Devereaux

B. JW Marriott – Nashville, Tennessee USA
Skyfold Classic™ 55
Architect / Interior Designers: SRSSA

C. Lumsden Elementary School – Saskatchewan, Canada
Skyfold Classic™ 51
Architect / Interior Designers: Pattison MGM Architectural Services

Meadow Park ES - Irvine, California USA
Skyfold Zenith® 60
Architect / Interior Designers: Studio WC
Photocredit: © RMA Photography Inc.

Wood Veneer

A. UKCMRI The Francis Crick Institute – London, Eng. UK
Skyfold Classic™ 60
Architect / Interior Designers: HOK

B. Blue Bay Asset Management – London, Eng. UK
Skyfold Classic™ 51
Architect / Interior Designers: HLW

C. Perth College – Perth, Australia
Skyfold Classic™ 55
Architect / Interior Designers: Parry & Rosenthal Architects

Katten Muchin Rosenman LLP - Los Angeles, California USA
Skyfold Classic™ 51
Architect / Interior Designers: HOK

Marker Board

A. Reilly Pozner – Denver, Colorado USA
Skyfold Classic™ 51
Architect / Interior Designers: Gensler

B. Ellie Mae Innovation Center – Pleasanton, California USA
Skyfold Zenith® 48
Architect / Interior Designers: Gensler

C. Camden Living – Houston, Texas USA
Skyfold Classic™ 55
Architect / Interior Designers: Gensler

Texas A&M & Methodist, Houston, Texas USA
Skyfold Classic™ 55
Architect / Interior Designers: Corgan Associates

Mixed Finishes

Photography Chad M Davis

A. Vedanta – London, England UK
Skyfold Zenith® 55
Architect / Interior Designers: Modus Workspace

B. Rex H&V - NC Heart & Vascular Hospital – Raleigh, NC USA
Skyfold Zenith® 55
Architect / Interior Designers: WHR Design, P.C

C. ESC Region 10
Skyfold Classic™ 55
Architect / Interior Designers: VLK

BASF Corporation – Davis, California USA
Skyfold Zenith® 55
Architect / Interior Designers: Comstock Johnson Architects

Graphic Murals

A. Desjardins – Laval, Quebec Canada
Skyfold Classic™ 55
Architect / Interior Designers: Heloise Thibodeau

B. Pfizer – Memphis, Tennessee USA
Skyfold Classic™ 55
Architect / Interior Designers: Boyle Group

C. CFC Headquarters – Sterling, Virginia USA
Skyfold Classic™ 51
Architect / Interior Designers: Fox Architects

St Andrews Healthplex – Ridgeland, Mississippi USA
Skyfold Classic™ 51
Architect / Interior Designers: Cooke Douglass Farr Lemons

Metals

A. Qatar National Convention Center – Doha, Qatar
Skyfold Classic™ 51
Architect / Interior Designers: Burns & McDonnell

B. Clover Park Technical College – Lakewood, Washington USA
Skyfold Classic™ 51
Architect / Interior Designers: McGranahan Architects

C. British Airways/Terminal #7-Airport – New York USA
Skyfold Classic 51™
Architect / Interior Designers: Corgan Associates

University of Iowa Carver Hawkeye
Arena - Iowa City, Iowa USA
Skyfold Classic™ 51
Architect / Interior Designers:
HNTB Architects / Neumann Monson Architects

Plastic Laminate

Photography: Ken West Photography

A. Dardistown Crematorium – Dublin, Ireland
Skyfold Classic™ 60
Architect / Interior Designers: A&D Wejchert & Partners

B. Advocate Sherman Hospital – Elgin, Illinois USA
Skyfold Classic™ 51
Architect / Interior Designers: Anderson Mikos Architects

C. ArcBest HQ – Fort Smith, Arkansas USA
Skyfold Classic 55™
Architect / Interior Designers: Cromwell Architects

Colonial Life EWT - West Columbia, South Carolina USA
Skyfold Zenith® 55
Architect / Interior Designers: Derthick Henley & Wilkerson Architects

Paint

A. SAP HQ – Dubai, United Arab Emirates
Skyfold Classic™ 55
Architect / Interior Designers: Luxe Interior International along with IA Interior Architects

B. OCEC - Oman Conference & Exhibition Centre–Muscat, Oman
Skyfold Classic™ 51
Architect / Interior Designers: WATG-London & SSH Inter'l-Muscat

C. Martin's Valley Mansion, Maryland, USA
Skyfold Classic™ 51
Architect / Interior Designers: Levin/Brown & Associates

The Engine Shed – Stirling, Scotland UK
Skyfold Classic™ 51
Architect / Interior Designers: Reiach and Hall Architects

Applications

Workspace | Education | Hospitality |

Healthcare | Convention Center

Specialty Applications

Stepped and Sloped Walls | Intersecting Walls | Egress

Workspace

In an open concept office setup, employees have ample space to collaborate with colleagues, but are sometimes faced with noise distractions and a lack of privacy. Skyfold's acoustic flexible space solutions in offices worldwide present the ideal balance by creating multipurpose spaces that can be quickly divided while maintaining noise control and a sense of community.

Roger Brooks Photography

A. Borden Ladner Gervais – Vancouver, BC Canada
Skyfold Classic™
Architect / Interior Designers: HOK - Vancouver.

B. KPMG Vaughan Metropolitan Centre – Toronto, Ont Canada
Skyfold Zenith® 51
Architect / Interior Designers: Gensler

C. Stadsbader – Harelbeke, Belgium
Skyfold Classic™ 51
Architect / Interior Designers: Bureau d'Hondt

Education

Schools are faced with a growing student population with a limited square footage. Skyfold's acoustic flexible space solutions allow schools to get creative with how they manage their space all while providing noise control so that students can focus on their studies.

Costeo Photgrapy Inc.

A. South Lake Tahoe High School – California USA
Skyfold Mirage®
Architect / Interior Designers: LPA

B. University of West Georgia Biology Building – Georgia USA
Skyfold Zenith® 55
Architect / Interior Designers: Cooper Carry

C. Texas A&M University Mitchell Physics Building – Texas USA
Skyfold Classic™ 51
Architect / Interior Designers: Michael Graves & Associates

Hospitality

When square footage and revenue are intertwined, you need to ensure that every inch of a client's space is used to the fullest. At a touch of a button, the Skyfold wall unfolds from the ceiling to transform your space in a matter minutes without any manual labor.

A. Andaz Hotel – Rocher District, Singapore
Skyfold Classic™ 55
Architect / Interior Designers: AFSO

B. The Berkeley Hotel – London, England, UK
Skyfold Classic™ 55
Architect / Interior Designers: Heah & Co.

C. Martin's Valley Mansion – Hunt Valley, Maryland USA
Skyfold Classic™ 51
Architect / Interior Designers: Levin/Brown & Associates

Healthcare

Healthcare is constantly adapting to changes impacting the patients it serves. Skyfold walls are innovative and premium multipurpose space solutions that allow architects, interior designers, contractors and end-users to redefine how a space is used.

A. University of New Mexico – Health Science Center – Albuquerque, New Mexico USA
Skyfold Classic™ 55
Architect / Interior Designers: Dekker Perich Sabatini

B. University of California San Francisco MSB Anatomy Lab – USA
Skyfold Classic™ 51
Architect / Interior Designers: Harley Ellis Devereaux

C. Jackson Healthcare – Atlanta, Georgia USA
Skyfold Classic™ 55
Architect / Interior Designers: Rule Joy Trammell & Rubio

Convention Centers

With operable walls that go up to 36 ft. and that are unlimited in width, Skyfold provides acoustic and automated flexible space solutions for your exposition spaces. A multi-wall acoustic configuration gives you the opportunity to generate even more revenue as events can occur simultaneously without disruption.

A. Walter E Washington Convention Center – DC USA
Skyfold Classic™ 51
Architect / Interior Designers: Group Goetz Architects

B. OCEC - Oman Conference & Exhibition Centre
Skyfold Classic™ 51
Architect / Interior Designers: WATG-London & SSH Inter'l-Muscat
255.9' long and 26.41' high (78m and 8.05m)

C. Swedish Gothia Towers – Gothenburg, Sweden
Skyfold Classic™ 55
Architect / Interior Designers: Abako Arkitektkontor

Stepped & Sloped

Skyfold's automated vertically folding retractable walls are ideal for almost any space in an educational facility. Find Skyfold in stepped or sloped auditoriums for team meets, seminars or presentations. Skyfold provides acoustic and automated flexible space solutions for your auditorium spaces.

A. UKCMRI The Francis Crick Institute – London, England UK
Skyfold Classic™ 60
Architect / Interior Designers: HOK

B. OHSU - Oregon Health & Science University - Collaborative Life Science Building – Portland, Oregon USA
Skyfold Classic™ 51
Architect / Interior Designers: Sera & Co. Architects

C. Training Center in NYC - College Point, New York USA
Skyfold Classic™ 55
Architect / Interior Designers: Perkins & Will

Intersecting wall

A multi-wall acoustic configuration gives you the opportunity to generate even more revenue as events can occur simultaneously without disruption. And, with options to intersect Skyfold walls at 90°, T- and L-angles, the floor plan configurations are endless.

A. Johnson Student Center – Santa Ana, California, USA
Skyfold Classic™ 55
Architect / Interior Designers: HPI Hill Partnership Inc.

B. DTE Mt Clemens – Mt. Clemens , Michigan, USA
Skyfold Mirage® & Skyfold Classic™ 51
Architect / Interior Designers: Tetra Tech

C. Cambridge Bio Genetics Office – Cambridge, Massachusetts, USA
Skyfold Classic™ 51
Architect / Interior Designers: Jacobs Engineering

Egress door

There are many options to choose from when creating egress doors with Skyfold's vertically retracting walls. Not only do they provide practical and effective solutions, they can be a thing of beauty and exactly tailored to your specifications.

A. Westfield - Sydney Australia
Skyfold Classic™ 51
Architect / Interior Designers: Woods Bagot

B. Barn at Fallingwater - Mill Run, Pennsylvania USA
Skyfold Classic™ 51
Architect / Interior Designers: Bohlin Cywinski Jackson

C. Salvation Army - Harbour Light Center- Toronto, Ont. Canada
Skyfold Classic™ 51
Architect / Interior Designers: Diamond & Schmitt Architects

PRODUCT LINE COMPARISON SUMMARY

Zenith® Premium Series

Zenith® Series

Classic™ Series

Mirage®

Prisma™

	SKYFOLD ZENITH SERIES					SKYFOLD ZENITH PREMIUM SERIES				SKYFOLD CLASSIC SERIES				SKYFOLD MIRAGE	SKYFOLD PRISMA
	Model 48	Model 51	Model 55	Model 60	Model NRC	Model 51	Model 55	Model 60	Model NRC	Model 51	Model 55	Model 60	Model NRC	Glass Model	Glass Model
TECHNICAL (IMPERIAL)															
STC (System)	48	51	55	60	50	51	55	60	50	51	55	60	50	33	52
STC (Panel)	57	61	61	66	60	61	61	66	60	61	61	66	60	36[5]	NA
NRC (System)	-	-	-	-	Up to 0.65	-	-	-	Up to 0.65	-	-	-	Up to 0.65	-	-
Max Height (ft.)	12	12	12	12	12	14	14	14	14	36	36	28	36	24	12
Max Length (ft.)	Unlimited	Unlimited	Unlimited	Unlimited	Unlimited	Unlimited	Unlimited	Unlimited	Unlimited	Unlimited	Unlimited	Unlimited	Unlimited	Unlimited	Unlimited
Weight (lbs/sq.ft.)	6	6.2	6.8	8.6	6.5	6.2	6.8	8.6	6.5	7	7.6	9.4	7.5	7.5	13
Available Finishes	Limited [3]	Various[1]	Various[1]	Various[1]	Fabric only[4]	Various[1]	Various[1]	Various[1]	Fabric only[4]	Various[1]	Various[1]	Various[1]	Fabric only[4]	Various[2]	Various[2]
Ceiling space required for storage (ft.) - (approx.)	2'-0" to 2'-8.25"	2'-0" to 2'-8.25"	2'-0" to 2'-8.25"	2'-0" to 2'-8.25"	2'-0" to 2'-8.25"	2'-0" to 2'-10"	2'-0" to 2'-10"	2'-0" to 2'-10"	2'-0" to 2'-10"	2'-0" to 6'- 4"	2'-0" to 6'- 4"	2'-0" to 5'-0"	2'-0" to 6'-4"	3'-2" to 4'-9"	36"
Pocket Width (ft.) - (approx.)	55" to 63.5"	55" to 63.5"	55" to 63.5"	55" to 63.5"	55" to 63.5"	56.25" to 70"	56.25" to 70"	56.25" to 70"	56.25" to 70"	55" to 69"	55" to 69"	55" to 69"	55" to 69"	44" to 61"	24"
TECHNICAL (METRIC)															
RW (System)	47	51	54	59	49	51	54	59	49	51	54	59	49	33	52
RW (Panel)	55	60	60	64	58	60	60	64	58	60	60	64	58	36[5]	NA
SAC (System)	-	-	-	-	Up to 0.65	-	-	-	Up to 0.65	-	-	-	Up to 0.65	-	-
Max Height (mm)	3,660	3,660	3,660	3,660	3,660	4,265	4,265	4,265	4,265	11,000	11,000	8,535	11,000	7,315	6,660
Max Length (mm)	14,600	Unlimited	Unlimited	Unlimited	Unlimited	Unlimited	Unlimited	Unlimited	Unlimited	Unlimited	Unlimited	Unlimited	Unlimited	Unlimited	Unlimited
Weight (kg/m²)	29.3	30.4	33.3	42	32.8	30.4	33.3	42	32.8	34.2	37.1	46	36.6	36.6	63.5
Available Finishes	Limited [3]	Various[1]	Various[1]	Various[1]	Fabric only[4]	Various[1]	Various[1]	Various[1]	Fabric only[4]	Various[1]	Various[1]	Various[1]	Fabric only[4]	Various[2]	Various[2]
Ceiling space required for storage (mm) - (approx.)	615 to 820	615 to 820	615 to 820	615 to 820	615 to 820	615 to 865	615 to 865	615 to 865	615 to 865	615 to 1,960	615 to 1,960	615 to 1,530	615 to 1,960	965 to 1,450	915
Pocket Width (mm) - (approx.)	1,400 to 1,615	1,400 to 1,615	1,400 to 1,615	1,400 to 1,615	1,400 to 1,615	1,430 to 1,780	1,430 to 1,780	1,430 to 1,780	1,430 to 1,780	1,400 to 1,750	1,400 to 1,750	1,400 to 1,750	1,400 to 1,750	1,105 to 1,550	610
ADDITIONAL FEATURES															
Auto-reverse	Y	Y	Y	Y	Y	Y	Y	Y	Y	Y	Y	Y	Y	Y	Y
Floor track	N	N	N	N	N	N	N	N	N	N	N	N	N	N	N
Wall tracks	N	N	N	N	N	N	N	N	N	N	N	N	N	Y	N
Obstruction Safety Sensor	Y	Y	Y	Y	Y	Y	Y	Y	Y	Y	Y	Y	Y	N	Y
Infrared Sensor	N	N	N	N	N	N	N	N	N	N	N	N	N	Y	N
Back-Up Operation	Y	Y	Y	Y	Y	Y	Y	Y	Y	Y	Y	Y	Y	Y	Y
Pocket Closure	N	N	N	N	N	Y	Y	Y	Y	N	N	N	N	N	N
AVAILABLE OPTIONS															
10-year parts warranty	Y	Y	Y	Y	Y	Y	Y	Y	Y	Y	Y	Y	Y	Y	Y
Digital Touch Screen	Y	Y	Y	Y	Y	Included	Included	Included	Included	Y	Y	Y	Y	Y	Y
LED Lighting	Y	Y	Y	Y	Y	Y	Y	Y	Y	Y	Y	Y	Y	N	N

Please note that certain figures listed in the comparison chart were approximated for comparison purposes only.

For specific and complete technical information, REVIT Drawings and drawing details, please visit our website. www.skyfold.com

[1] Finishes must not exceed 1/8" thick (3mm) or weigh more than 0.11 lbs/sq.ft. (0.54 kg/m2)

[2] Please refer to the technical section of our website for available finishes

[3] Available finishes include standard vinyl, fabric, paint or white marker board surface finish.

[4] Available in acoustically transparent fabric only

[5] Single laminated glass

ACOUSTIC PERFORMANCE OF SKYFOLD WALLS AS COMPARED TO CONVENTIONAL OPERABLE WALLS

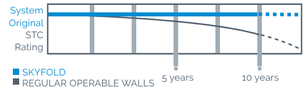

SKYFOLD DEPLOYMENT TIME REQUIRED COMPARED TO CONVENTIONAL OPERABLE WALLS

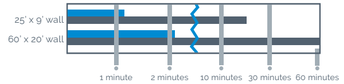

SKYFOLD® LIMITED WARRANTY

WORKMANSHIP: Parts & labour - 2 years or 5,000 cycles*
Optional extended warranty on parts available
10 years or 5,000 cycles*
Acoustical Performance - 10 years

*First occurrence from date of shipment.
Digital touch screen excluded from extended warranty.

Zenith® Series Dimension Chart

STANDARD DRIVE SYSTEM

PANELS ≤ 26.5" | PANELS ≤ 673mm

IMPERIAL

FINISHED CEILING "A"	BEAM HEIGHT "B"	ACOUSTIC BARRIER "C"	POCKET DEPTH "D"	POCKET WIDTH "E"	PANEL HEIGHT "F"	NUMBER OF PANELS HIGH	WALL THICKNESS	**MAX PANEL LENGTH** ALL ZENITH MODELS
7'-0" 7'-6" 8'-0"	9'-2 1/4" 9'-8 1/4" 10'-2 1/4"	8'-2 1/2" 8'-8 1/2" 9'-2 1/2"	14 1/2" 14 1/2" 14 1/2"	56 3/4" 59 3/4" 62 3/4"	23 1/2" 25" 26 1/2"	4 Panels High	11 3/4"	12'
8'-1" 8'-6" 9'-0" 9'-6" 10'-0"	10'-8 1/2" 11'-1 1/2" 11'-7 3/4" 12'-2" 12'-7"	9'-8" 10'-1" 10'-7 1/4" 11'-1 1/2" 11'-5 1/2"	20" 20" 20 1/4" 20 1/2" 18 1/2"	54 3/4" 56 3/4" 59 1/4" 61 3/4" 63 3/4"	22 3/16" 23 3/16" 24 7/16" 25 11/16" 26 1/2"	5 Panels High	11 3/4"	12'
10'-1" 10'-6" 11'-0" 11'-6" 12'-0"	12'-9" 13'-2 1/4" 13'-8 1/4" 14'-2 1/4" 14'-8 1/4"	11'-9 1/4" 12'-2 1/2" 12'-8 1/2" 13'-2 1/2" 13'-8 1/2"	20 1/4" 20 1/2" 20 1/2" 20 1/2" 20 1/2"	55" 56 3/4" 58 3/4" 60 3/4" 62 3/4"	22 5/8" 23 1/2" 24 1/2" 25 1/2" 26 1/2"	6 Panels High	11 3/4"	12'

*** Beam heights indicated may vary with wall size and motor size.**
This table is not for construction purposes. Refer to shop drawings for final build to dimensions

METRIC

FINISHED CEILING "A"	BEAM HEIGHT "B"	ACOUSTIC BARRIER "C"	POCKET DEPTH "D"	POCKET WIDTH "E"	PANEL HEIGHT "F"	NUMBER OF PANELS HIGH	WALL THICKNESS	**MAX PANEL LENGTH** ALL ZENITH MODELS
2150 2200 2250 2300 2350 2400 2440	2855 2895 2955 3005 3055 3105 3130	2525 2570 2630 2680 2730 2780 2805	380 370 380 380 380 380 365	1455 1475 1505 1530 1555 1580 1595	603 614 629 641 654 667 673	4 Panels High	300	3655
2450 2500 2550 2600 2650 2700 2750 2800 2850 2900 2950 3000 3050	3275 3325 3370 3420 3465 3515 3570 3615 3670 3720 3770 3825 3860	2930 2980 3025 3075 3120 3170 3225 3270 3325 3375 3425 3480 3520	505 505 500 500 495 495 500 495 505 500 500 505 495	1385 1405 1420 1440 1460 1480 1505 1520 1545 1560 1580 1605 1620	560 570 579 589 598 608 619 629 640 649 659 665 673	5 Panels High	300	3655
3075 3200 3350 3500 3650 3660	3915 4045 4200 4350 4505 4505	3590 3720 3875 4025 4180 4180	515 520 525 525 530 520	1395 1440 1490 1545 1595 1595	575 597 622 648 673 673	6 Panels High	300	3655

*** Beam heights indicated may vary with wall size and motor size.**
This table is not for construction purposes. Refer to shop drawings for final build to dimensions.

Zenith® Series Technical Drawing

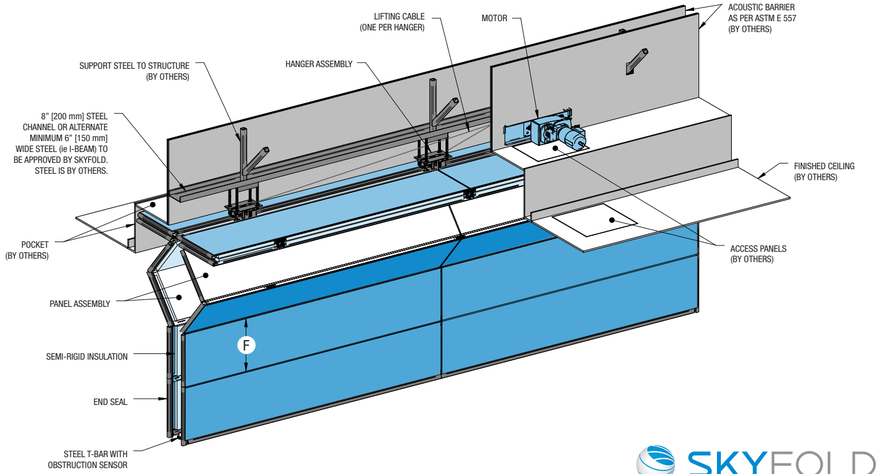

SKYFOLD
ZENITH® SERIES

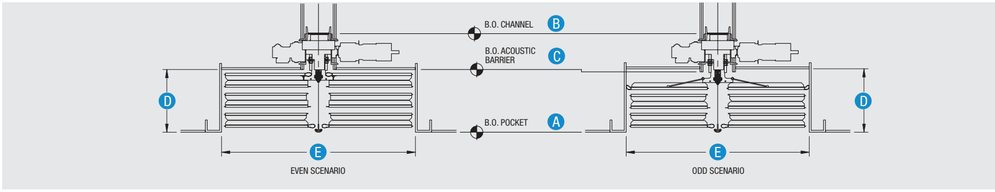

Zenith® Premium Series Dimension Chart
STANDARD DRIVE SYSTEM

IMPERIAL

FINISHED CEILING "A"	BEAM HEIGHT "B"	POCKET WIDTH "C"	PANEL HEIGHT "D"	NUMBER OF PANELS HIGH	WALL THICKNESS	**MAX PANEL LENGTH** ALL ZENITH PREMIUM MODELS
7'-0" 7'-6"	9'-2" 9'-8"	66 7/8" 70 7/8"	26 3/4" 28 3/4"	3 High + 1 Horizontal	11 3/4"	12'
7'-7" 8'-0" 8'-6" 9'-0" 9'-6" 10'-0"	9'-9" 10'-2 1/2" 10'-8 1/2" 11'-2 1/2" 11'-8 1/2" 12'-2 1/2"	56 3/4" 59 1/4" 62 1/4" 65 1/4" 68 1/4" 71 1/4"	21 11/16" 22 15/16" 24 7/16" 25 15/16" 27 7/16" 28 15/16"	4 High + 1 Horizontal	11 3/4"	12'
10'-1" 10'-6" 11'-0" 11'-6" 12'-0"	12'-9" 13'-2" 13'-8" 14'-4" 14'-10 1/4"	59 7/8" 61 7/8" 64 1/4" 66 5/8" 69 1/8"	23 1/4" 24 1/4" 25 7/16" 26 5/8" 27 7/8"	5 High + 1 Horizontal	11 3/4"	12'
12'-1" 12'-6" 13'-0" 13'-6" 14'-0"	14'-11 1/4" 15'-4" 15'-10" 16'-4" 16'-10"	60 61 5/8" 63 5/8" 65 5/8" 67 5/8"	23 5/16" 24 1/8" 25 1/8" 26 1/8" 27 1/8"	6 High + 1 Horizontal	11 3/4"	12'

*** Beam heights indicated may vary with wall size and motor size.**
This table is not for construction purposes. Refer to shop drawings for final build to dimensions

METRIC

FINISHED CEILING "A"	BEAM HEIGHT "B"	POCKET WIDTH "C"	PANEL HEIGHT "D"	NUMBER OF PANELS HIGH	WALL THICKNESS	**MAX PANEL LENGTH** ALL ZENITH PREMIUM MODELS
2135 2285	2795 2945	1700 1800	679.5 730.3	3 High + 1 Horizontal	300	3657
2310 2440 2590 2745 2895 3050	2970 3110 3265 3415 3570 3720	1440 1505 1580 1655 1735 1810	550.9 582.6 620.7 658.8 696.9 735.0	4 High + 1 Horizontal	300	3657
3075 3200 3355 3505 3660	3885 4015 4165 4370 4530	1520 1570 1630 1690 1755	590.6 616.0 646.1 676.3 708.0	5 High + 1 Horizontal	300	3657
3685 3810 3960 4115 4265	4555 4675 4825 4980 5130	1525 1565 1615 1665 1720	592.1 612.8 638.2 663.6 689.0	6 High + 1 Horizontal	300	3657

*** Beam heights indicated may vary with wall size and motor size.**
This table is not for construction purposes. Refer to shop drawings for final build to dimensions.

Zenith® Premium Series Technical Drawing

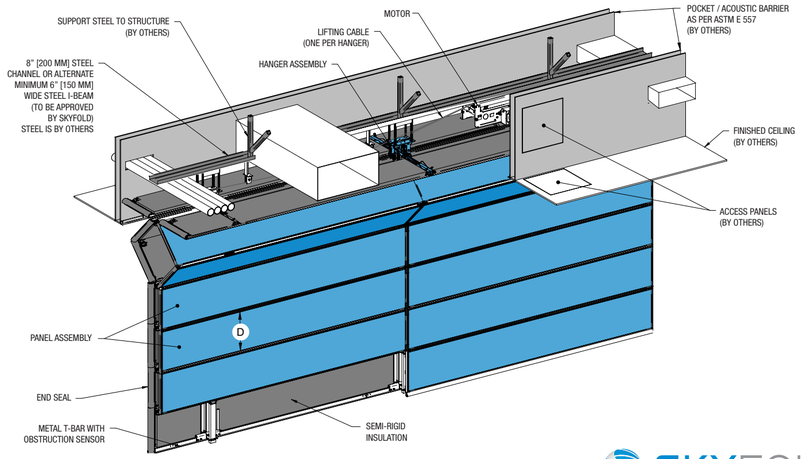

SKYFOLD
ZENITH® PREMIUM SERIES

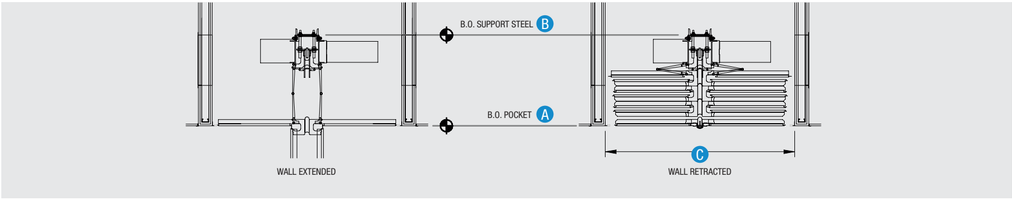

Classic Series Dimension Chart

STANDARD DRIVE SYSTEM

PANELS ≤ 26.5" | PANELS ≤ 673mm

IMPERIAL

FINISHED CEILING "A"	BEAM HEIGHT "B"	ACOUSTIC BARRIER "C"	POCKET DEPTH "D"	POCKET WIDTH "E"	PANEL HEIGHT "F"	# OF PANELS HIGH	WALL THICKNESS	MAX PANEL LENGTH			
								51	NR	55	60
7'-0" 7'-6" 8'-0"	9'-2 1/4" 9'-8 1/4" 10'-2 1/4"	8'-2 1/2" 8'-8 1/2" 9'-2 1/2"	14 1/2" 14 1/2" 14 1/2"	56 3/4" 59 3/4" 62 3/4"	23 1/2" 25" 26 1/2"	4 Panels High	11 3/4"	12'	12'	12'	12'
8'-1" 8'-6" 9'-0" 9'-6" 10'-0"	10'-8 1/2" 11'-1 1/2" 11'-7 3/4" 12'-2" 12'-7"	9'-8" 10'-1" 10'-7 1/4" 11'-1 1/2" 11'-6 1/2"	20" 20" 20 1/4" 20 1/2" 19 1/2"	54 3/4" 56 3/4" 59 1/4" 61 3/4" 63 3/4"	22" 23" 24 1/4" 25 1/2" 26 1/2"	5 Panels High	11 3/4"	12'	12'	12'	12'
10'-1" 10'-6" 11'-0" 11'-6" 12'-0"	12'-9" 13'-2 1/4" 13'-8 1/4" 14'-2 1/4" 14'-8 1/4"	11'-9 1/4" 12'-2 1/2" 12'-8 1/2" 13'-2 1/2" 13'-8 1/2"	20 1/4" 20 1/2" 20 1/2" 20 1/2" 20 1/2"	55" 56 3/4" 58 3/4" 60 3/4" 62 3/4"	22 5/8" 23 1/2" 24 1/2" 25 1/2" 26 1/2"	6 Panels High	11 3/4"	12'	12'	12'	12'

*** Beam heights indicated may vary with wall size and motor size.**
This table is not for construction purposes. Refer to shop drawings for final build to dimensions.

METRIC

FINISHED CEILING "A"	BEAM HEIGHT "B"	ACOUSTIC BARRIER "C"	POCKET DEPTH "D"	POCKET WIDTH "E"	PANEL HEIGHT "F"	# OF PANELS HIGH	WALL THICKNESS	MAX PANEL LENGTH			
								51	NR	55	60
2150 2200 2250 2300 2350 2400 2440	2855 2895 2955 3005 3055 3105 3130	2530 2575 2630 2680 2730 2785 2810	380 375 380 380 380 385 370	1455 1480 1505 1530 1555 1585 1595	603 614 629 641 654 667 673	4 Panels High	300	3655	3655	3655	3655
2450 2500 2550 2600 2650 2700 2750 2800 2850 2900 2950 3000 3050	3275 3325 3370 3420 3465 3515 3570 3615 3670 3720 3770 3825 3860	2930 2980 3025 3075 3125 3170 3225 3275 3330 3375 3425 3480 3520	505 505 500 500 500 495 500 500 505 500 505 505 495	1385 1405 1425 1445 1460 1480 1505 1520 1545 1565 1585 1605 1620	556 565 575 584 594 603 614 624 635 645 655 665 673	5 Panels High	300	3655	3655	3655	3655
3075 3200 3350 3500 3650 3660	3915 4045 4200 4350 4505 4505	3590 3725 3875 4030 4180 4180	515 525 525 530 530 520	1400 1445 1495 1545 1595 1595	575 597 622 648 673 673	6 Panels High	300	3655	3655	3655	3655

*** Beam heights indicated may vary with wall size and motor size.**
This table is not for construction purposes. Refer to shop drawings for final build to dimensions.

Classic Series Dimension Chart (Cont.)

STANDARD DRIVE SYSTEM

PANELS ≤ 26.5" | PANELS ≤ 673mm

IMPERIAL

FINISHED CEILING "A"	BEAM HEIGHT "B"	ACOUSTIC BARRIER "C"	POCKET DEPTH "D"	POCKET WIDTH "E"	PANEL HEIGHT "F"	# OF PANELS HIGH	WALL THICKNESS	MAX PANEL LENGTH			
								51	NR	55	60
12'-1" 12'-6" 13'-0" 13'-6" 14'-0"	15'-2 1/4" 15'-7 1/2" 16'-0 3/4" 16'-7 3/4" 17'-1"	14'-1 3/4" 14'-7" 15'-0 1/4" 15'-7 1/4" 16'-0 1/2"	25 3/4" 26" 25 1/4" 26 1/4" 25 1/2"	57 1/4" 58 3/4" 60 1/4" 62 1/4" 63 3/4"	23 1/4" 24" 24 3/4" 25 3/4" 26 1/2"	7 Panels High	11 3/4"	12'	12'	12'	12' for ≤ 3 panels wide. 10' for ≥ 4 panels wide
14'-1" 14'-6" 15'-0" 15'-6" 16'-0" 16'-1"	17'-2 1/4" 17'-7 1/4" 18'-1 1/4" 18'-7 1/4" 19'-1 1/4" 19'-2 1/4"	16'-2 1/2" 16'-7 1/2" 17'-1 1/2" 17'-7 1/2" 18'-1 1/2" 18'-2 1/2"	25 1/2" 25 1/2" 25 1/2" 25 1/2" 25 1/2" 25 1/2"	56 3/4" 58" 59 1/2" 61" 62 1/2" 62 3/4"	23 1/2" 24 1/8" 24 7/8" 25 5/8" 26 3/8" 26 1/2"	8 Panels High	11 3/4"	12'	12'	12'	12' for ≤ 3 panels wide. 10' for ≥ 4 panels wide
16'-2" 16'-6" 17'-0" 17'-6" 18'-0"	20'-1 3/4" 20'-6 1/4" 21'-1" 21'-7 3/4"" 22'-0 1/4"	18'-8 1/2" 19'-1" 19'-7 3/4" 20'-2 1/2" 20'-7"	31 1/2" 32" 32 3/4" 33 1/2" 32"	58 3/4" 59 3/4" 61 1/4" 62 3/4" 63 3/4"	24" 24 1/2" 25 1/4" 26" 26 1/2"	9 Panels High	11 3/4"	12'	12'	12'	12' for ≤ 3 panels wide. 10' for ≥ 4 panels wide
18'-1" 18'-6" 19'-0" 19'-6" 20'-0"	22'-0 3/4" 22'-5 3/4" 23'-0" 23'-6 1/4" 24'-0 1/2"	20'-9 1/4" 21'-2 1/4" 21'-8 1/2" 22'-2 3/4" 22'-9"	32 1/4" 32 1/4" 32 1/2" 32 3/4" 33"	59" 60" 61 1/4" 62 1/2" 63 3/4"	24 1/8" 24 5/8" 25 1/4" 25 7/8" 26 1/2"	10 Panels High	11 3/4"	12'	12'	12'	10'

*** Beam heights indicated may vary with wall size and motor size.**
This table is not for construction purposes. Refer to shop drawings for final build to dimensions.

METRIC

FINISHED CEILING "A"	BEAM HEIGHT "B"	ACOUSTIC BARRIER "C"	POCKET DEPTH "D"	POCKET WIDTH "E"	PANEL HEIGHT "F"	NUMBER OF PANELS HIGH	WALL THICKNESS	MAX PANEL LENGTH			
								51	NR	55	60
3680 3800 3950 4100 4250 4265	4635 4755 4910 5065 5210 5235	4290 4415 4570 4725 4870 4890	635 640 645 650 645 650	1450 1485 1530 1575 1615 1620	587 605 627 649 670 673	7 Panels High	300	3655	3655	3655	3655 for ≤ 3 panels wide, 3050 for ≥ 4 panels wide
4295 4400 4550 4700 4850 4900	5265 5365 5520 5670 5825 5875	4940 5045 5195 5350 5500 5550	645 645 645 650 650 650	1445 1470 1505 1545 1585 1595	597 610 629 648 667 673	8 Panels High	300	3655	3655	3655	3655 for ≤ 3 panels wide, 3050 for ≥ 4 panels wide
4930 5000 5150 5300 5450 5485	6155 6230 6385 6530 6685 6715	5720 5790 5945 6090 6245 6275	815 815 820 815 820 815	1495 1515 1550 1580 1615 1620	611 619 637 652 670 673	9 Panels High	300	3655	3655	3655	3655 for ≤ 3 panels wide, 3050 for ≥ 4 panels wide
5510 5600 5750 5900 6050 6095	6725 6820 6965 7125 7265 7330	6330 6430 6570 6730 6870 6935	820 830 820 830 820 840	1500 1520 1550 1580 1610 1620	613 622 637 652 667 673	10 Panels High	300	3655	3655	3655	3050

*** Beam heights indicated may vary with wall size and motor size.**
This table is not for construction purposes. Refer to shop drawings for final build to dimensions.

Classic Series Dimension Chart (Cont.)

STANDARD DRIVE SYSTEM

PANELS ≤ 26.5" | PANELS ≤ 673mm

IMPERIAL

FINISHED CEILING "A"	BEAM HEIGHT "B"	ACOUSTIC BARRIER "C"	POCKET DEPTH "D"	POCKET WIDTH "E"	PANEL HEIGHT "F"	# OF PANELS HIGH	WALL THICKNESS	MAX PANEL LENGTH			
								51	NR	55	60
20'-1" 20'-6" 21'-0" 21'-6" 22'-0"	24'-8 1/4" 24'-11" 25'-7 1/4" 26'-0 3/4" 26'-6 1/4"	23'-3" 23'-5 3/4" 24'-2" 24'-7 1/2" 25'-1"	39" 36 3/4" 39" 38 1/2" 38"	59 3/4" 60 1/4" 61 3/4" 62 3/4" 63 3/4"	24 1/2" 24 3/4" 25 1/2" 26" 26 1/2"	11 Panels High	11 3/4"	12'	12'	12'	8'
22'- 1" 22'- 6" 23'- 0" 23'- 6" 24'- 0" 24'- 2"	26'-5 3/4" 26'-11" 27'-5" 27'-11" 28'-5" 28'-6 1/2"	25'-2 1/4" 25'-7 1/2" 26'-1 1/2" 26'-7 1/2" 27'-1 1/2" 27'-3"	37 1/4" 37 1/2" 37 1/2" 37 1/2" 37 1/2" 37"	59 5/8" 60 1/2" 61 1/2" 62 1/2" 63 1/2" 63 3/4"	24 7/16" 24 7/8" 25 3/8" 25 7/8" 26 3/8" 26 1/2"	12 Panels High	11 3/4"	12'	10'	10'	8'
24'-3" 24'-6" 25'-0" 25'-6" 26'-0"	29'-2 1/2" 29'-5 3/4" 30'-0 1/4" 30'-6 3/4" 31'-1 1/4"	27'-8 1/4" 27'-11 1/2" 28'-6" 29'-0 1/2" 29'-7"	42 1/4" 42 1/2" 43" 43 1/2" 44"	61 1/4" 61 3/4" 62 3/4" 63 3/4" 64 3/4"	24 3/4" 25" 25 1/2" 26" 26 1/2"	13 Panels High	11 3/4"	10'	10'	10'	8'
26'-1" 26'-6" 27'-0" 27'-6" 28'-0" 28'-2"	31'-0 3/4" 31'-6" 31'-11 1/4" 32'-6 1/4" 32'-11 1/2" 33'-1 1/4"	29'-8 1/2" 30'-1 3/4" 30'-7" 31'-2" 31'-7 1/4" 31'-9"	43 1/2" 43 3/4" 43" 44" 43 1/4" 43"	61 1/4" 62" 62 3/4" 63 3/4" 64 1/2" 64 3/4"	24 3/4" 25 1/8" 25 1/2" 26" 26 3/8" 26 1/2"	14 Panels High	11 3/4"	10'	8'	8'	8'

*** Beam heights indicated may vary with wall size and motor size.**
This table is not for construction purposes. Refer to shop drawings for final build to dimensions.

METRIC

FINISHED CEILING "A"	BEAM HEIGHT "B"	ACOUSTIC BARRIER "C"	POCKET DEPTH "D"	POCKET WIDTH "E"	PANEL HEIGHT "F"	# OF PANELS HIGH	WALL THICKNESS	MAX PANEL LENGTH			
								51	NR	55	60
6120 6200 6350 6500 6650 6705	7525 7560 7720 7860 8015 8085	7090 7125 7280 7420 7575 7645	995 950 955 945 950 965	1520 1525 1555 1580 1610 1620	622 625 640 652 667 673	11 Panels High	300	3655	3655	3655	2440
6730 6800 6950 7100 7250 7365	8070 8150 8300 8455 8605 8700	7680 7755 7905 8060 8210 8305	950 955 955 960 960 940	1515 1530 1555 1580 1605 1620	621 627 640 652 665 673	12 Panels High	300	3655	3050	3050	2440
7400 7550 7700 7850 7925	8925 9070 9235 9380 9480	8460 8605 8770 8915 9020	1085 1080 1095 1090 1120	1560 1585 1610 1630 1645	630 641 654 665 673	13 Panels High	300	3050	3050	3050	2440
7950 8000 8150 8300 8450 8585	9470 9515 9670 9825 9980 10090	9055 9100 9255 9410 9570 9680	1105 1100 1105 1110 1120 1095	1555 1565 1585 1610 1630 1645	629 632 643 654 665 673	14 Panels High	300	3050	2440	2440	2440

*** Beam heights indicated may vary with wall size and motor size.**
This table is not for construction purposes. Refer to shop drawings for final build to dimensions.

Classic Series Dimension Chart (Cont.)

STANDARD DRIVE SYSTEM

PANELS ≤ 26.5" | PANELS ≤ 673mm

IMPERIAL

FINISHED CEILING "A"	BEAM HEIGHT "B"	ACOUSTIC BARRIER "C"	POCKET DEPTH "D"	POCKET WIDTH "E"	PANEL HEIGHT "F"	# OF PANELS HIGH	WALL THICKNESS	MAX PANEL LENGTH			
								51	NR	55	60
28'-3" 28'-6" 29'-0" 29'-6" 30'-0"	33'-8 3/4" 34'-0" 34'-7 1/2" 34'-11 1/4" 35'-6 3/4"	32'-2 1/2" 32'-6 1/4" 33'-1 3/4" 33'-5 1/2" 34'-1"	48 1/2" 49 1/4" 50 3/4" 48 1/2" 50"	61 3/4" 62 1/4" 63 1/4" 63 3/4" 64 3/4"	25" 25 1/4" 25 3/4" 26" 26 1/2"	15 Panels High	11 3/4"	10'	8'	8'	N/A
30'-1" 30'-6" 31'-0" 31'-6" 32'-0" 32'-2"	35'-9" 36'-2" 36'-8" 37'-2" 37'-8" 37'-10"	34'-2" 34'-7" 35'-1" 35'-7" 36'-1" 36'-3"	49" 49" 49" 49" 49" 49"	61 5/8" 62 1/4" 63" 63 3/4" 64 1/2" 64 3/4"	24 15/16" 25 1/4" 25 5/8" 26" 26 3/8" 26 1/2"	16 Panels High	11 3/4"	8'	8'	8'	N/A
32'-3" 32'-6" 33'-0" 33'-6" 34'-0" 34'-2"	38'-5 1/2" 38'-9 3/4" 39'-2" 39'-6 1/4" 40'-2 3/4" 40'-2 3/4"	36'-9 3/4" 37'-2" 37'-6 1/4" 37'-10 1/2" 38'-7" 38'-7"	55 3/4" 57" 55 1/4" 53 1/2" 56" 54"	62 1/4" 62 3/4" 63 1/4" 63 3/4" 64 3/4" 64 3/4"	25 1/4" 25 1/2" 25 3/4" 26" 26 1/2" 26 1/2"	17 Panels High	11 3/4"	8'	8'	8'	N/A
34'-3" 34'-6" 35'-0" 35'-6" 36'-0"	40'-5 1/2" 40'-10" 41'-4 3/4" 41'-9 1/4" 42'-4"	38'-8 1/4" 39'-0 3/4" 39'-7 1/2" 40'-0" 40'-6 3/4"	53 1/4" 54 3/4" 55 1/2" 54" 54 3/4"	62" 62 1/2" 63 1/4" 63 3/4" 64 1/2"	25 1/8" 25 3/8" 25 3/4" 26" 26 3/8"	18 Panels High	11 3/4"	8'	7'	7'	N/A

*** Beam heights indicated may vary with wall size and motor size.**
This table is not for construction purposes. Refer to shop drawings for final build to dimensions.

METRIC

FINISHED CEILING "A"	BEAM HEIGHT "B"	ACOUSTIC BARRIER "C"	POCKET DEPTH "D"	POCKET WIDTH "E"	PANEL HEIGHT "F"	# OF PANELS HIGH	WALL THICKNESS	MAX PANEL LENGTH			
								51	NR	55	60
8600 8750 8900 9050 9145	10270 10410 10555 10720 10840	9820 9960 10105 10270 10390	1245 1235 1230 1245 1270	1570 1590 1610 1630 1645	635 645 654 665 673	15 Panels High	300	3050	2440	2440	N/A
9170 9200 9350 9500 9650 9800	10900 10925 11075 11230 11380 11535	10415 10440 10595 10745 10900 11050	1245 1240 1245 1245 1250 1250	1565 1570 1590 1610 1625 1645	633 635 645 654 664 673	16 Panels High	300	2440	2440	2440	N/A
9830 9950 10100 10250 10400 10415	11725 11805 11940 12100 12265 12265	11220 11305 11440 11600 11760 11760	1415 1380 1365 1375 1385 1370	1585 1590 1610 1625 1645 1645	641 646 654 664 673 673	17 Panels High	300	2440	2440	2440	N/A
10440 10550 10700 10850 10975 11000	12335 12475 12620 12760 12905 12960	11795 11935 12080 12220 12365 12420	1355 1385 1380 1370 1390 1420	1575 1590 1610 1625 1640 1645	638 646 654 662 670 673	18 Panels High	300	2440	2135	2135	N/A

*** Beam heights indicated may vary with wall size and motor size.**
This table is not for construction purposes. Refer to shop drawings for final build to dimensions.

Classic Series Dimension Chart (Cont.)

MICRO DRIVE SYSTEM

4 PANELS HIGH

IMPERIAL

FINISHED CEILING "A"	BEAM HEIGHT "B"	ACOUSTIC BARRIER "C"	POCKET DEPTH "D"	POCKET WIDTH "E"	PANEL HEIGHT "F"	WALL THICKNESS
7'-0" 7'-1" 7'-2"	8'-11 1/4" 9'-0 1/4" 9'-1 1/4"	8'-2 1/4" 8'-3 1/4" 8'-4 1/4"	14 1/4" 14 1/4" 14 1/4"	56 5/8" 57 1/8" 57 5/8"	23 7/16" 23 11/16" 23 15/16"	11 3/4" 11 3/4" 11 3/4"
7'-3" 7'-4" 7'-5"	9'-2 1/4" 9'-3 1/4" 9'-4 1/4"	8'-5 1/4" 8'-6 1/4" 8'-7 1/4"	14 1/4" 14 1/4" 14 1/4"	58 1/8" 58 5/8" 59 1/8"	24 3/16" 24 7/16" 24 11/16"	11 3/4" 11 3/4" 11 3/4"
7'-6" 7'-7" 7'-8"	9'-5 1/4" 9'-6 1/4" 9'-7 1/4"	8'-8 1/4" 8'-9 1/4" 8'-10 1/4"	14 1/4" 14 1/4" 14 1/4"	59 5/8" 60 1/8" 60 5/8"	24 15/16" 25 3/16" 25 7/16"	11 3/4" 11 3/4" 11 3/4"
7'-9" 7'-10" 7'-11"	9'-8 1/4" 9'-9 1/4" 9'-10 1/4"	8'-11 1/4" 9'-0 1/4" 9'-1 1/4"	14 1/4" 14 1/4" 14 1/4"	61 1/8" 61 5/8" 62 1/8"	25 11/16" 25 15/16" 26 3/16"	11 3/4" 11 3/4" 11 3/4"
8'- 0" 8'- 1" 8'- 2"	9'- 11 1/4" 10'- 0 1/4" 10'- 1 1/4"	9'-2 1/4" 9'-3 1/4" 9'-4 1/4"	14 1/4" 14 1/4" 14 1/4"	62 5/8" 63 1/8" 63 5/8"	26 7/16" 26 11/16" 26 15/16"	11 3/4" 11 3/4" 11 3/4"
8'- 3" 8'- 4" 8'- 5"	10'- 2 1/4" 10'- 3 1/4" 10'- 4 1/4"	9'-5 1/4" 9'-6 1/4" 9'-7 1/4"	14 1/4" 14 1/4" 14 1/4"	64 1/8" 64 5/8" 65 1/8"	27 3/16" 27 7/16" 27 11/16"	11 3/4" 11 3/4" 11 3/4"
8'- 6" 8'- 7" 8'- 8"	10'- 5 1/4" 10'- 6 1/4" 10'- 7 1/4"	9'-8 1/4" 9'-9 1/4" 9'-10 1/4"	14 1/4" 14 1/4" 14 1/4"	65 5/8" 66 1/8" 66 5/8"	27 15/16" 28 3/16" 28 7/16"	11 3/4" 11 3/4" 11 3/4"
8'- 9" 8'- 10" 8'- 11" 9'- 0"	10'- 8 1/4" 10'- 9 1/4" 10'- 10 1/4" 10'- 11 1/4"	9'-11 1/4" 10'-0 1/4" 10'-1 1/4" 10'-2 1/4"	14 1/4" 14 1/4" 14 1/4" 14 1/4"	67 1/8" 67 5/8" 68 1/8" 68 5/8"	28 11/16" 28 15/16" 29 3/16" 29 7/16"	11 3/4" 11 3/4" 11 3/4" 11 3/4"

Walls ranging in length from 11'-10" long to 36'-0" long.
Walls greater than 24'-0" long - add an additional 1" onto the beam & hanger adjustment.
*** Beam heights indicated may vary with wall size and motor size.**
This table is not for construction purposes. Refer to shop drawings for final build to dimensions.

METRIC

FINISHED CEILING "A"	BEAM HEIGHT "B"	ACOUSTIC BARRIER "C"	POCKET DEPTH "D"	POCKET WIDTH "E"	PANEL HEIGHT "F"	WALL THICKNESS
2135 2160 2185	2750 2775 2800	2500 2525 2550	365 365 365	1440 1450 1465	595 602 608	300 300 300
2210 2235 2260	2825 2850 2875	2575 2600 2625	365 365 365	1480 1490 1505	614 621 627	300 300 300
2285 2310 2335	2900 2925 2950	2650 2675 2700	365 365 365	1515 1530 1540	633 640 646	300 300 300
2360 2390 2415	2975 3005 3030	2725 2755 2780	365 365 365	1555 1565 1580	653 659 665	300 300 300
2440 2465 2490	3055 3080 3105	2805 2830 2855	365 365 365	1590 1605 1615	672 678 684	300 300 300
2515 2540 2565	3130 3155 3180	2880 2905 2930	365 365 365	1630 1640 1655	691 697 703	300 300 300
2590 2615 2640	3205 3230 3255	2955 2980 3005	365 365 365	1665 1680 1690	710 716 722	300 300 300
2665 2690 2715 2740	3280 3305 3330 3355	3030 3055 3080 3105	365 365 365 365	1705 1720 1730 1745	729 735 741 748	300 300 300 300

Measurements are based on a C200x80. Walls ranging in length from 3605mm long to 10980mm long.
Walls greater than 7315mm long - add an additional 25mm onto the beam height.
*** Beam heights indicated may vary with wall size and motor size.**
This table is not for construction purposes. Refer to shop drawings for final build to dimensions.

Classic Series Technical Drawing

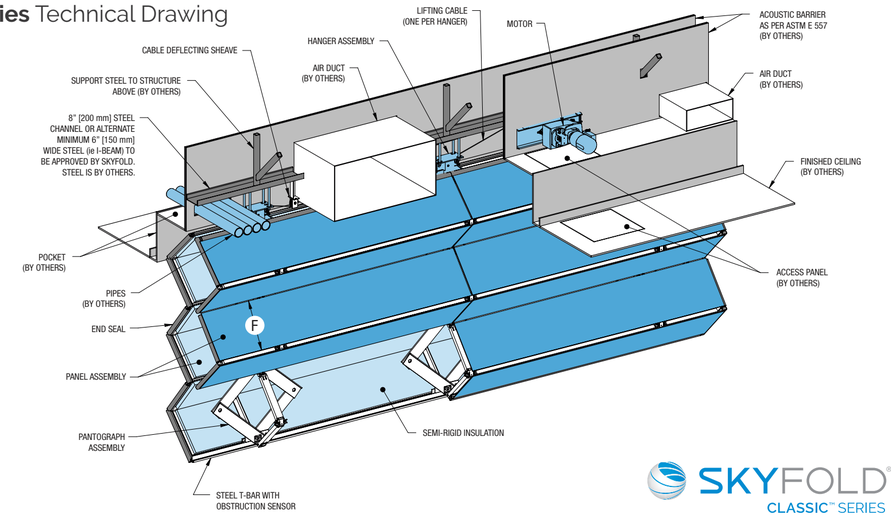

SKYFOLD® CLASSIC™ SERIES

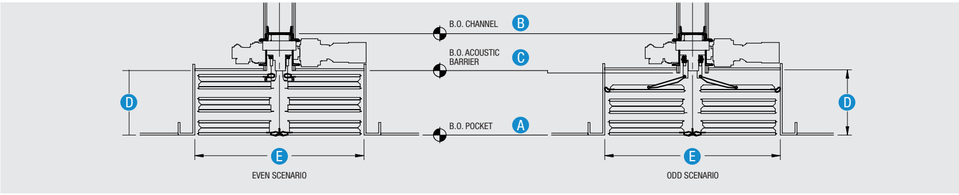

Mirage Typical Dimensions Chart

IMPERIAL

CEILING HEIGHT "A"	*BEAM HEIGHT "B"	TOP OF POCKET "C"	POCKET HEIGHT "D"	POCKET WIDTH "E"	GRID HEIGHT "F"	NUMBER OF PANELS HIGH
8' - 0"	11'- 2"	10'- 1 3/8"	25 3/8"	43 3/8"	19 3/16"	6 Panels High
9' - 0"	12'- 2"	11'- 1 3/8"	25 3/8"	47 3/8"	21 3/16"	
10' - 0"	13'- 2"	12'- 1 3/8"	25 3/8"	51 3/8"	23 3/16"	
11' - 0"	14'- 2"	13'- 1 3/8"	25 3/8"	55 3/8"	25 3/16"	
11' - 3"	14'- 5"	13'- 4 3/8"	25 3/8"	56 3/8"	25 11/16"	
11' - 4"	14'- 11"	13'- 10 1/4"	30 1/4"	45"	20"	8 Panels High
12' - 0"	15'- 7"	14'- 6 1/4"	30 1/4"	47"	21"	
13' - 0"	16'- 7"	15'- 6 1/4"	30 1/4"	50"	22 1/2"	
14' - 0"	17'- 7"	16'- 6 1/4"	30 1/4"	53"	24"	
15' - 0"	18'- 7"	17'- 6 1/4"	30 1/4"	56"	25 1/2"	
15' - 1 1/2"	18'- 8 1/2"	17'- 7 3/4"	30 1/4"	56 3/8"	25 11/16"	
15' - 2"	19'- 5"	18'- 2 5/8"	36 5/8"	49 3/8"	21 3/16"	10 Panels High
16' - 0"	20'- 3"	19'- 0 5/8"	36 5/8"	51 3/8"	22 3/16"	
17' - 0"	21'- 3"	20'- 0 1/2"	36 1/2"	53 3/4"	23 3/8"	
18' - 0"	22'- 4"	21'- 1 5/8"	37 5/8"	56 3/8"	24 11/16"	
18' - 10"	23'- 2"	21'- 11 5/8"	37 5/8"	58 3/8"	25 11/16"	
18' - 11"	23'- 8"	22'- 5 1/4"	42 1/4"	50 3/4"	21 7/8"	12 Panels High
19' - 0"	23'- 9"	22'- 6 3/4"	42 3/4"	51"	22"	
20'- 0"	24'- 9"	23'- 6 3/4"	42 3/4"	53"	23"	
21'- 0"	25'- 9"	24'- 6 3/4"	42 3/4"	55"	24"	
22'- 0"	26'- 9"	25'- 6 3/4"	42 3/4"	57"	25"	
23'- 0"	27'- 9"	26'- 6 3/4"	42 3/4"	59"	26"	
24'- 0"	28'- 9"	27'- 6 3/4"	42 3/4"	61"	27"	

*** Beam heights indicated may vary with wall size and motor size.**
This table is not for construction purposes. Refer to shop drawings for final build to dimensions.

METRIC

CEILING HEIGHT "A"	*BEAM HEIGHT "B"	TOP OF POCKET "C"	POCKET HEIGHT "D"	POCKET WIDTH "E"	GRID HEIGHT "F"	NUMBER OF PANELS HIGH
2440	3405	3085	645	1105	487	6 Panels High
2745	3710	3390	645	1205	538	
3050	4015	3695	645	1305	589	
3350	4320	3995	645	1410	640	
3430	4395	4075	645	1435	653	
3455	4550	4225	770	1145	508	8 Panels High
3660	4750	4430	770	1195	533	
3960	5055	4730	770	1270	572	
4265	5360	5035	770	1350	610	
4570	5665	5340	770	1425	648	
4610	5705	5380	770	1435	653	
4625	5920	5555	930	1255	538	10 Panels High
4875	6175	5805	930	1305	564	
5185	6480	6115	930	1365	594	
5490	6810	6445	955	1435	627	
5740	7065	6700	960	1485	652	
5770	7215	6840	1070	1290	556	12 Panels High
5795	7240	6880	1085	1295	559	
6100	7545	7185	1085	1350	584	
6405	7850	7490	1085	1400	610	
6710	8155	7795	1085	1450	635	
7015	8460	8100	1085	1500	660	
7315	8765	8405	1090	1550	686	

*** Beam heights indicated may vary with wall size and motor size.**
This table is not for construction purposes. Refer to shop drawings for final build to dimensions.

Mirage Technical Drawing

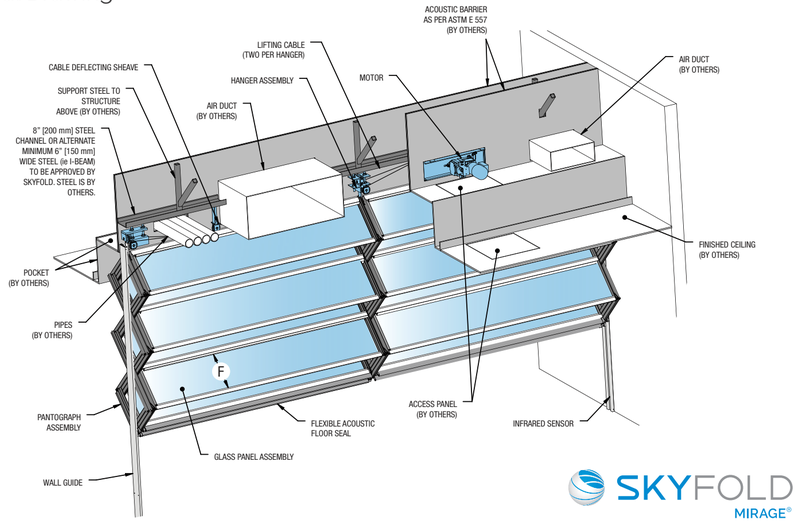

SKYFOLD MIRAGE®

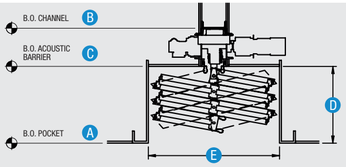

Prisma Typical Dimensions Chart

IMPERIAL

CEILING HEIGHT "A"	*BEAM HEIGHT "B"	TOP OF POCKET "C"	POCKET HEIGHT "D"	POCKET WIDTH "E"	NUMBER OF PANELS HIGH
7'-0" 7'-6" 8'-0"	9'-7 1/2" 10'-3" 10'-10 1/2"	31.5 33 34.5	18	20.625 22.125 23.625	4 Panels Hig
8'-1" 8'-6" 9'-0" 9'-6" 10'-0"	10'- 7 1/2" 11'-1 1/2" 11'-9" 12'-4 1/4" 12'-11 1/2"	30.5 31.5 33 34.25 35.5	21	19.125 20.125 21.3125 22.5 23.75	5 Panels High
10'-1" 10'-6" 11'-0" 11'-6" 12'-0"	12'-9" 13'-3" 13'-10" 14'-5" 15'-0"	32 33 34 35 36	24	19.9375 20.75 21.75 22.75 23.75	6 Panels High

*** Beam heights indicated may vary with wall size and motor size.**
DIMS FOR REMOTE COMPACT 90 DRIVE SYSTEM - PANELS ≤ 24"
This table is not for construction purposes. Refer to shop drawings for final build to dimensions.

METRIC

CEILING HEIGHT "A"	*BEAM HEIGHT "B"	TOP OF POCKET "C"	POCKET HEIGHT "D"	POCKET WIDTH "E"	NUMBER OF PANELS HIGH
2150 2200 2250 2300 2350 2400 2440	2955 3020 3080 3145 3205 3270 3320	805 820 830 845 855 870 880	455	528.6 541.3 554 566.7 579.4 590.6 601.7	4 Panels High
2450 2500 2550 2600 2650 2700 2750 2800 2850 2900 2950 3000 3050	3225 3285 3345 3405 3465 3525 3585 3645 3705 3765 3825 3885 3945	775 785 795 805 815 825 835 845 855 865 875 885 895	535	482.6 493.7 503.2 512.8 523.9 533.4 542.9 552.5 563.6 573.1 582.6 593.7 603.3	5 Panels High
3075 3200 3350 3500 3650 3660	3885 4030 4205 4380 4555 4565	810 830 855 880 905 905	610	506.4 527 552.5 577.8 603.3 603.5	6 Panels High

*** Beam heights indicated may vary with wall size and motor size.**
DIMS FOR REMOTE COMPACT 90 DRIVE SYSTEM - PANELS ≤ 673mm
This table is not for construction purposes. Refer to shop drawings for final build to dimensions.
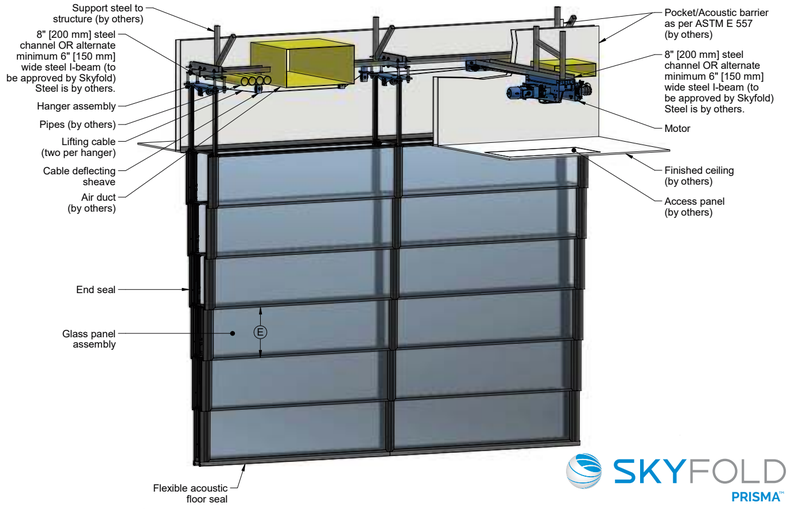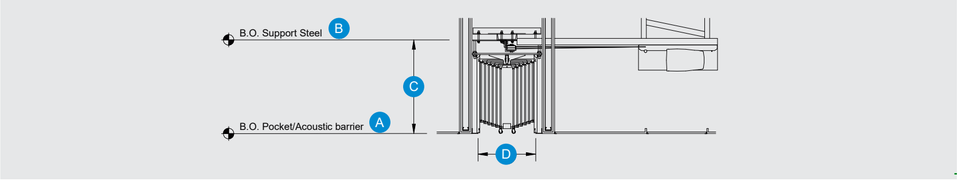
Prisma Technical Drawing